

How-It-Works

Using Plug & Ride is as easy as 1-2-3:

1. **Create a profile** (using your LinkedIn profile for Pro users)
2. **Enter the typical days, times, and locations for your commute** (our AI platform will figure out the rest - scheduling your rides up to a month in advance)
3. **If you're a driver, create your first ride. If you're a rider, check for drivers who have already posted rides.**

Most importantly - tell a friend! More users = more ride and drive options.

Read further details at [FAQ](#) and feel free to contact us through our site, if you still have additional questions

Create One Profile for both (Passenger/Driver)

Read further details at [FAQ](#) and feel free to contact us through our site, if you still have additional questions

Step 1

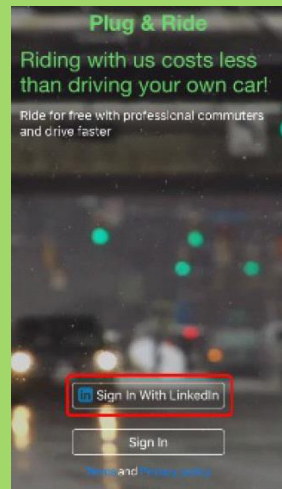
①

Download our App
([Standard](#) or [Pro](#))



②

CLICK 'SIGN IN'

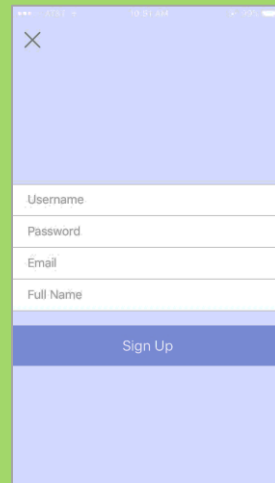


[Standard](#): Email Sign up

[Pro](#): Linked-in Sign up
"access to Artificial Intelligence based vetting"

③

CREATE USERNAME
AND PASSWORD

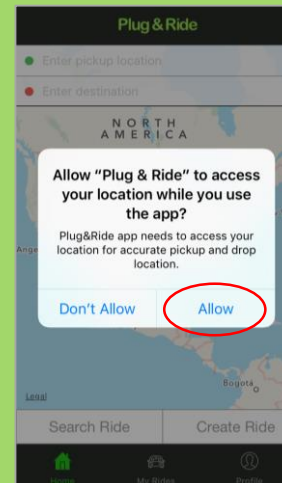


AND FILL IN YOUR
*EMAIL ADDRESS AND
FULL NAME

*Use same email as your
main social network "i.e.
Facebook, Google+, etc."

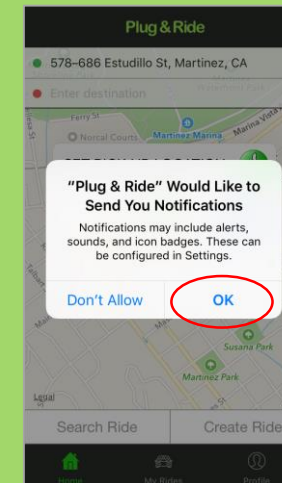
④

ALLOW PLUG &
RIDE TO SEE YOUR
LOCATION
(RECOMMENDED)



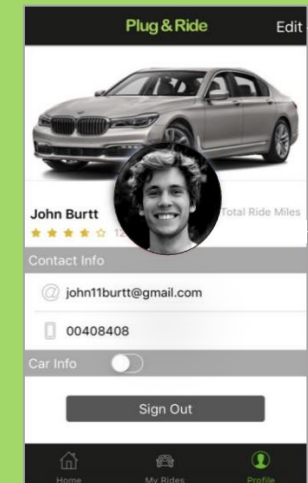
⑤

ALLOW
NOTIFICATIONS
(RECOMMENDED)



⑥

SET UP YOUR
PROFILE INCLUDING
CONTACT DETAILS
AND PICTURE

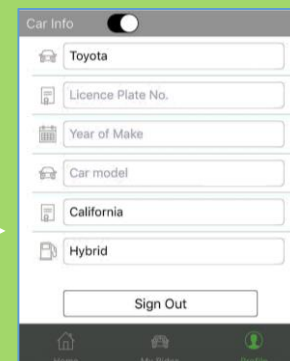


Edit Car

Edit Your
Pic

Switch Edit
button to green


DRIVER: ADD
CAR INFO AND
CAR PICTURE

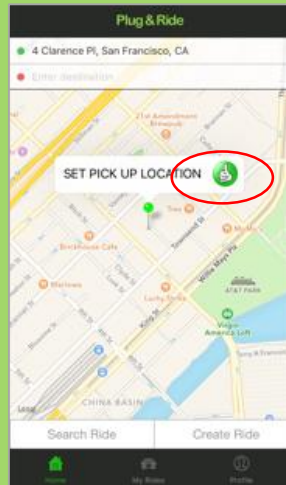



Create Rides by Car Owners/Drivers

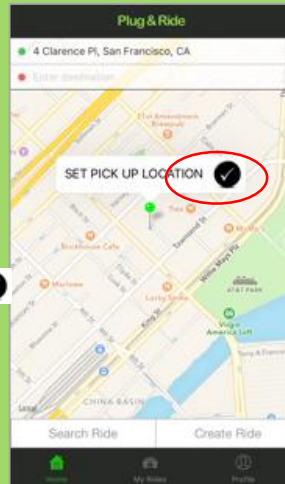
Read further details at [FAQ](#) and feel free to contact us through our site, if you still have additional questions


①

ENTER PICK-UP LOCATION AND CONFIRM 





Click on green icon  to confirm



Black icon confirmation 

②

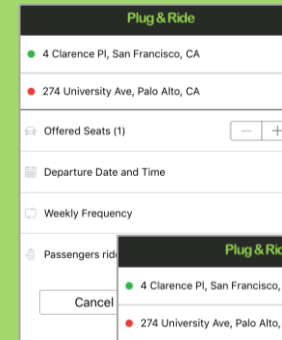
ENTER DROP-OFF LOCATION AND CONFIRM 



CLICK 'CREATE RIDE'

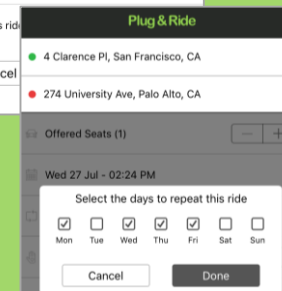
③

FILL IN RIDE DETAILS



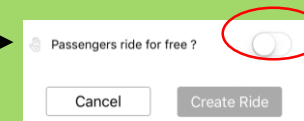
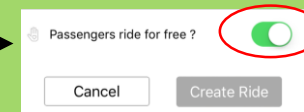
← SELECT NUMBER OF SEATS

← SELECT DATE AND TIME



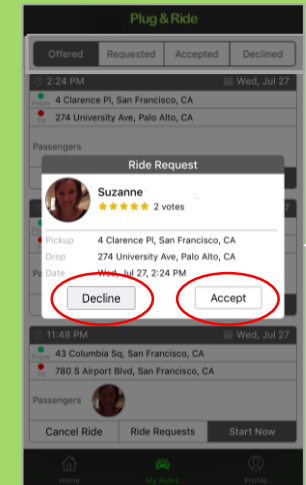
← SELECT WEEKLY FREQUENCY

KEEP DEFAULT FREE RIDE
OR
SELECT PAID RIDE (\$0.50 PER MILE PER PERSON)



④

CLICK ON RIDE REQUESTS POP-UP TO VIEW RIDER PROFILE AND 'ACCEPT' OR 'DECLINE'



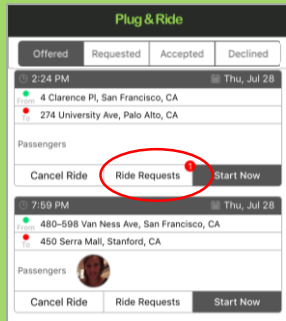
Riders Request profile name and rating

Accept Rides by Car Owners/Drivers

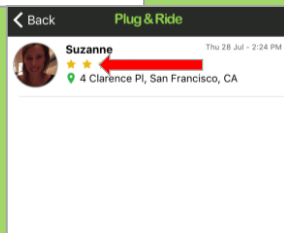
Read further details at [FAQ](#) and feel free to contact us through our site, if you still have additional questions

5

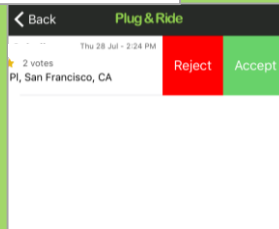
**IN-APP RIDE REQUEST:
SELECT 'RIDE REQUESTS' 1**



**SWIPE LEFT ON
REQUEST**

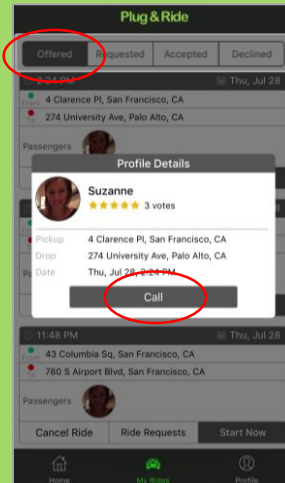


**SELECT 'ACCEPT'
OR 'REJECT'**



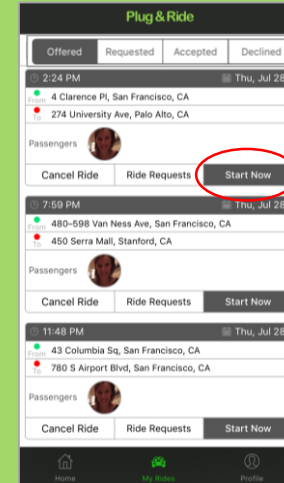
6

**IN TAB 'OFFERED' SELECT
PASSENGER'S PICTURE
AND SELECT 'CALL' OR
TEXT RIDER TO DISCUSS
FURTHER DETAILS**



7

**AT THE START OF
EACH RIDE:
SELECT 'START NOW'
TO CALCULATE MILES
AND TRIP COST**



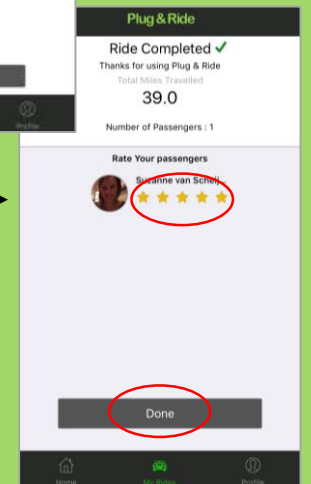
8

**AT THE END OF
EACH RIDE:
SELECT 'END RIDE'**



**VIEW MILES
AND TRIP FARE**

**RATE YOUR
PASSENGERS**



AND SELECT 'DONE'

**FOR PAID RIDES: CONTACT THE PASSENGER IN ADVANCE TO CONFIRM PAYMENT METHOD
PLUG & RIDE RECOMMENDS: PayPal VENMO SQUARE CASH OR CASH/CHECK**

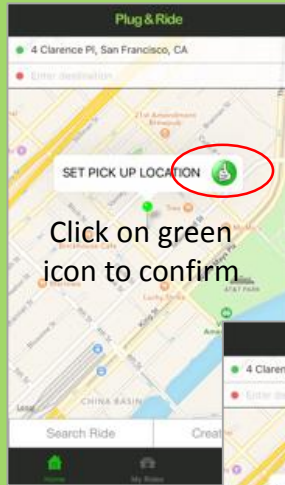
Request to Join Rides by Passengers

Read further details at [FAQ](#) and feel free to contact us through our site, if you still have additional questions

Step III

①

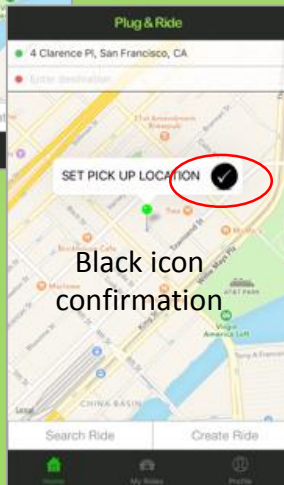
***ENTER PICK-UP LOCATION AND SELECT**



Click on green icon to confirm

Enter City name from/to for larger search results, then narrow based on proximity.

Results shown are based on next 24 hours only!

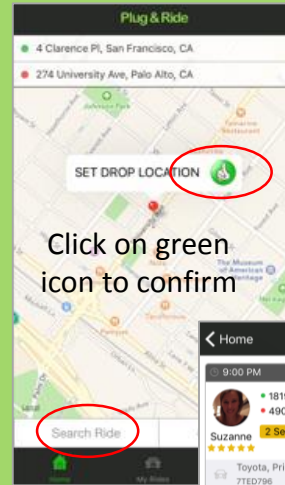


Black icon confirmation

TURN INTO

②

***ENTER DROP-OFF LOCATION AND SELECT**

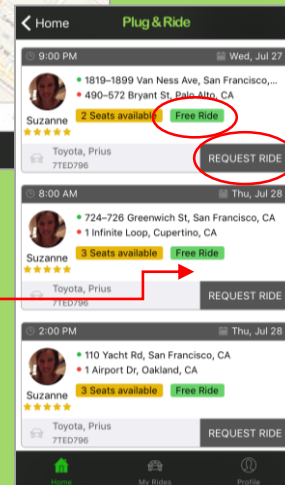


Click on green icon to confirm

CLICK 'SEARCH RIDE'

Free Rides green box is shown next to free rides.

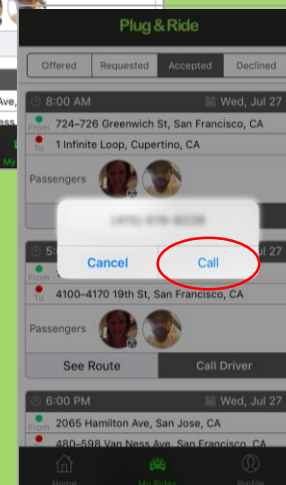
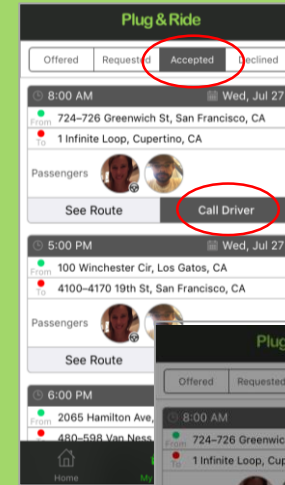
Otherwise ride is paid



FIND RIDE AND SELECT 'REQUEST RIDE'

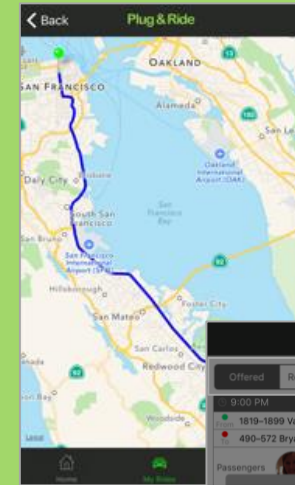
③

IN TAB 'ACCEPTED' SELECT 'CALL DRIVER' TO DISCUSS FURTHER DETAILS OR TEXT

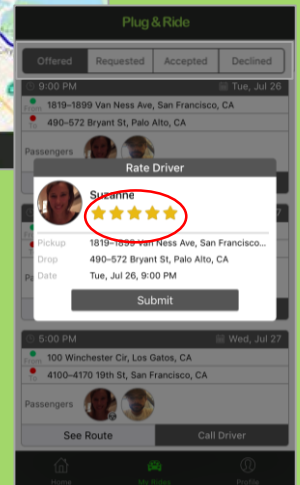


④

COMMUTE AND PAY YOUR DRIVER AS DISCUSSED IF THE RIDE IS NOT FREE



RATE YOUR DRIVER



FOR PAID RIDES: CONTACT THE DRIVER IN ADVANCE TO CONFIRM PAYMENT METHOD
PLUG & RIDE RECOMMENDS: PayPal VENMO SQUARE CASH OR CASH/CHECK